



Sales Service

0086 592-8105999



After-Sales Service

0086 592-8105999

Due to the continuous development of the company, the company reserves the right to change the product, operation, technology and other information without making any prior announcement. Therefore, the information in this document is for reference only and does not constitute any invitation or commitment. Evada may modify the above information without prior notice.



## EVADA (Xiamen) Technology Co., Ltd.

ZIP Code: 361000  
 Tel: 0086 592-8105999  
 Fax: 0086 592-5746808  
 URL: WWW.EVADAPOWER.COM  
 E-mail: SALES@EVADAUPS.COM  
 Address: No. 10, Xinyang Road, Haicang District, Xiamen, Fujian, China



Whatsapp Contact



Wechat Contact



# HQ-M Series Modular UPS 20-1200kVA

Modular Uninterruptible Power System

# TABLE OF CONTENTS

|                           |       |
|---------------------------|-------|
| 1. About Evada            | 03    |
| 2. Modular UPS Overview   | 04    |
| 3. Key Values             | 05-11 |
| I .HQ-MR Series           | 06    |
| II.HQ-M Series            | 07-11 |
| 4.HQ-M Composition        | 12    |
| 5.HQ-M Accessories        | 13    |
| 6.Technical Specification | 14-17 |
| 7.Cases                   | 18-19 |

## About Evada


### Evada Profile

EVADA (Xiamen) Technology Co., Ltd., founded in 1998,with headquarter in Xiamen, currently has 31 sales and service branches nationwide and 2 branch offices in oversea. The group focuses on the field of power conversion products, energy storage system and data centers. The products cover modular UPS, high frequency UPS, low frequency transformer-based UPS, military-grade UPS, inverters, telecommunication power supplies, data center solutions and other customized products.

The products were widely used in telecommunication, railways, industry, broadcasting and television, medical, national defense, finance, government, education etc. In addition, EVADA has exported to Southeast Asia, Europe, Middle East, Africa etc.

EVADA will continue to implement the core values of self-confidence, efficiency, innovation and transcendence to achieve win-win with customers.

### Globalization, localization



Factory assembly line




Factory assembly line



Xiamen Headquarters



Shenzhen Branch



Shenzhen Branch

Evada Modular UPS Overview



Power range: 20-1200kVA  
 Rated voltage: 380VAC/400VAC/415VAC 3P+N+PE  
 Rated frequency: 50/60Hz  
 Product description: Double conversion, Modular design

Application field

- Small, medium and large data centers
- Finance and banking critical infrastructure
- Commercial buildings and industrial complexes
- Healthcare
- Telecommunications bases
- Process control equipment

Modular UPS Product Family

|  |                    |                    |                    |                    |
|--|--------------------|--------------------|--------------------|--------------------|
| <b>Modules</b><br>(20~30kVA/40~60kVA)          | <br>20/25/30kVA/2U | <br>40/50kVA/3U    | <br>60kVA/3U       |                    |
| <b>Embedded System</b><br>(2, 3, 4, 6modules)  | <br>HQ-M50R/25kVA  | <br>HQ-M100R/25kVA | <br>HQ-M150R/25kVA | <br>HQ-M180R/60kVA |
| <b>System Cabinet</b><br>(4, 7, 12modules)     | <br>HQ-M100/25kVA  | <br>HQ-M175/25kVA  | <br>HQ-M300/25kVA  |                    |
| <b>System Cabinet</b><br>(5, 7, 12, 14modules) | <br>HQ-M200/50kVA  | <br>HQ-M300/50kVA  | <br>HQ-M600/50kVA  | <br>HQ-M800/60kVA  |

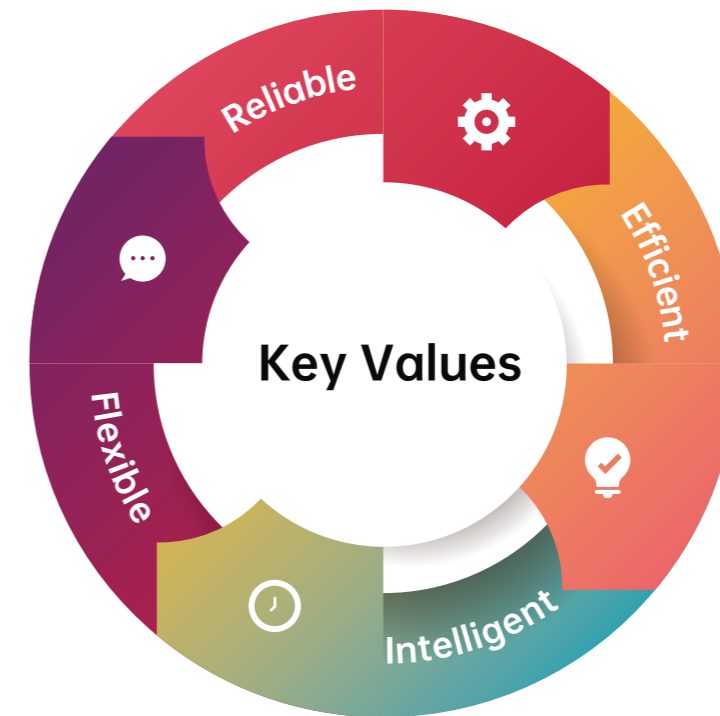
We develop and manufacture excellent modular products for users, creating the biggest values for customers.



HQ-M UPS provides multiple robust characteristics to minimize risks and make customers satisfied.



With system efficiency as high as 96.5%, HQ-M UPS brings customer low operation expense.

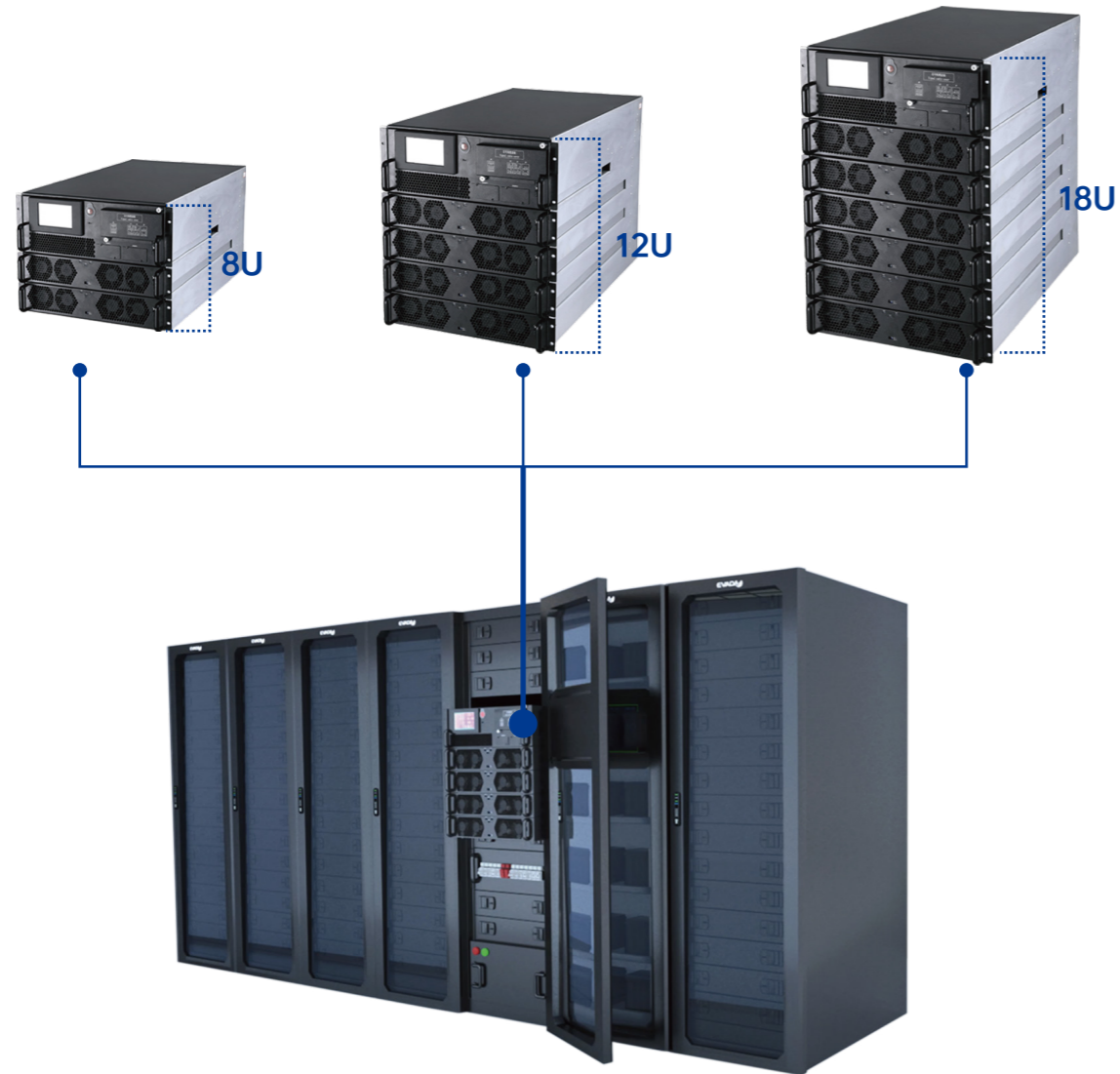


With the availability of 20/25/30/40/50/60modules. Customers can make a flexible configuration with 20 to 1200kVA system capacity.



Equipped with smart human machine interfaces, HQ-M fits for all kinds of application requirements.

## The Embedded Modular UPS



### Features:

- Reliable:** adopt 1 + 1 DSP design to improve system operation and response speed.
- Efficient:** The system efficiency is as high as 96%; High power density ratio of 2U height for modules.
- Flexible:** Allowing 2/4/6 modules\*20/25kVA modules to achieve different capacity for the system.
- Simple:** Embedded installation design for standard 19-inch cabinets; integrated with the power distribution modules, batteries, monitoring in one cabinet from 50kVA to 150kVA.

## Value decomposition - Reliable

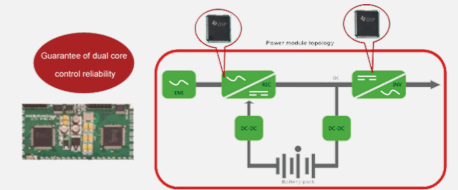
### << 6+1/10+2 Redundancy design

Power module N + X redundancy design, the system can provide up to 20% redundancy capacity under 100% load, reaching the highest level of rack Class B availability.  
 200kVA = (10+2)\*20kVA modules.  
 500kVA = (10+2)\*50kVA modules.  
 300kVA = (6+1)\*50kVA modules.



### << Dual DSP Design

The power module DSP adopts 1 + 1 design to improve the system operation and response speed and reduce the complexity of multi-module parallel control.




### << Redundancy design for Fans

The redundancy design of intelligent speed regulating fan will not affect the use of the whole module due to the abnormality of a single fan.



### << Redundant Monitoring


With LCD screen and LED indicator on each 50kVA power module, it allows independently monitoring module data and working status, to realize 1 + 1 redundant backup with the system display.



## Value decomposition - Reliable

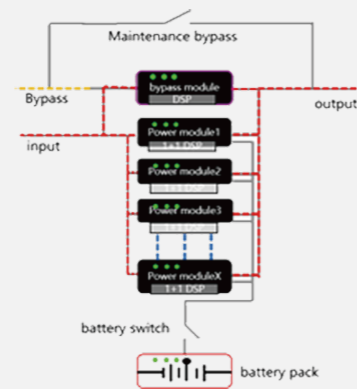
### << High environment adaptability

Power module with three defense design, high efficiency dust-proof, no fear of dust application environment for sensitive components, such as short-circuit, arcing and other fault risks.



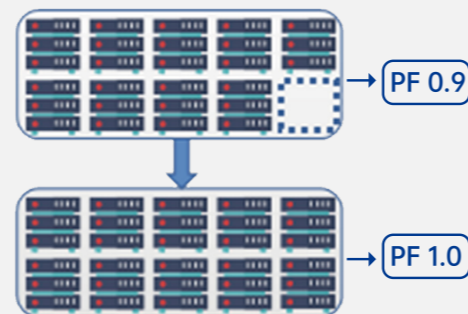
### << Decentralized control design

The system adopts decentralized control logic to avoid the risk of single point of failure caused by centralized control and load downtime. With this design, the power modules won't influence the other modules.



### << High load adaptability

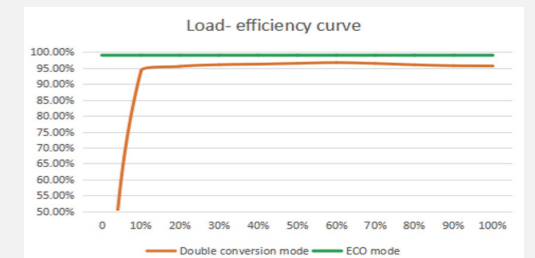
The output power factor is up to 1.0. The loading capacity is increased by more than 10% than traditional UPS to make system more safe and reliable.



## Value decomposition - Efficient

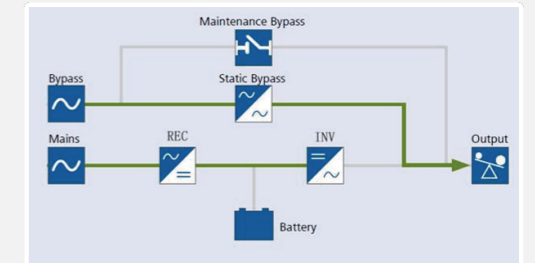
### << High efficiency at double conversion mode

The system efficiency is as high as 96.5%: the energy consumption and operation cost are saved by more than 15% each year. High efficiency significantly lowers operation costs and provides savings in cooling.



### << High efficiency at ECO mode

- Efficiency is more than 99% to maximize energy-saving.
- The load is powered by static bypass (the input range can be set) and the inverter is in "standby" state.
- If input is abnormal, the UPS will transfer to online mode in milliseconds to ensure power continuity and quality.



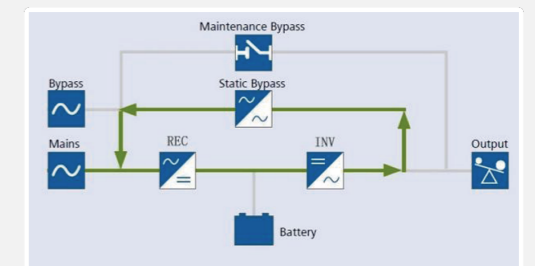
### << Intelligent hibernation function

The hibernation function can improve the efficiency of the system under light load and save energy. And no matter the system is in single mode or parallel mode, both modes are available.



### << Self-aging function

Intelligent and convenient self-aging function is to save energy by more than 95% (not necessary to rent fake load), saving operation and installation costs for users.



## Value decomposition - Flexible

### << All hot swappable module design

- The system supports phased deployment and capacity expansion on demand to reduce the initial investment cost of customers.
- Both bypass module and power module support online hot plug, the operation is easy and safe, and the MTTR is less than 5minutes.



### << Multiple and flexible configurations

- Three switch built-in configuration solutions are selected on demand to save power distribution system and user investment.
- The top and bottom incoming cables are compatible, seamlessly adapt to the on-site distribution layout and save space.



### << Cold start function

When main power fail, the system supports direct battery startup to meet the requirements of multi scenario applications, easy for pre-check after installation.



### << Adjustable battery configurations

The ultra-wide battery regulation 30-44 units range helps to accurately match the battery capacity and flexibly utilize the old battery pack on site, saving customer investment.



## Value decomposition - Intelligent

### << Touch screen for visual control

- 10 inch color touch screen: graphical display and abundant functions are available.
- Main page can directly show the current working status. All the running information of each part can be checked from display.




### << Intelligent battery management

- UPS can interact with the lithium battery BMS system in real time to realize the intelligent management and linkage of the UPS to the battery and prevent the battery from getting out of control.



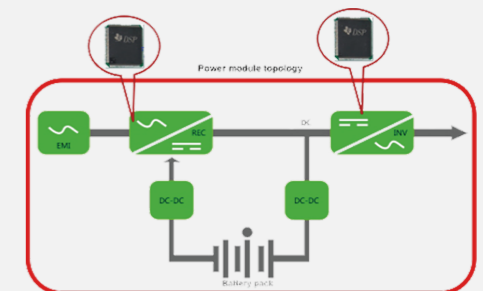
### << Abundant communication interfaces

Abundant communication interfaces and networking forms help to flexibly monitor the real-time operation status of UPS system:RS232/RS485/Dry contact/SNMP.



### << Complete Digital control

- Advanced dual DSP control technology, accurate and fast data processing, optimized circuit design, fast fault self-diagnosis and processing capabilities.
- Digital parallel current sharing technology: ensure the high power quality for IT equipment, and ensure the safe operation of user equipment.



## HQ-M Composition



- |                           |                             |
|---------------------------|-----------------------------|
| ① 10 inch touch screen    | ⑥ Dust-proof net            |
| ② Communication interface | ⑦ Mains switch              |
| ③ Bypass module           | ⑧ Bypass switch             |
| ④ Power module            | ⑨ Maintenance bypass switch |
| ⑤ Mechanical frame        | ⑩ Output switch             |

## Value decomposition - Intelligent

### << Power module

- 2U height for 20/25/30kVA modules.
- 3U height for 40/50/60kVA modules.



### << Bypass module

The bypass module can provide continuous power supply for load in case the power modules are out of work. The bypass module features concentrated design, also provides abundant communication interfaces.



### << SNMP card (Optional)

The SNMP card supports remote monitor for the UPS, all running status and working parameters will be displayed on the monitoring page. With the SNMP card, the UPS can be remotely controlled by the operators.



### << LBS communication cable

The LBS communication cable is for load bus Synchronization control when the outputs of 2 UPS systems should be synchronous, which can ensure the outputs are with the same frequency and phase.



### << Parallel communication cable

The parallel communication cables are used for parallel connection system, which can ensure the parallel UPS sustain and share the load at the same time, and make sure the system runs in a logic way.



# 14 | HQ-MR Series

| Model                      | HQ-M40R  | HQ-M50R | HQ-M80R                | HQ-M100R | HQ-M120R               | HQ-M150R |
|----------------------------|--|---------|------------------------|----------|------------------------|----------|
| Rated Capacity             | 40kVA  | 50kVA   | 80kVA                  | 100kVA   | 125kVA                 | 150kVA   |
| Power Module Capacity      | 20kVA  | 25kVA   | 20kVA                  | 25kVA    | 20kVA                  | 25kVA    |
| Power Module Quantity      | 2  |         | 4                      |          | 6                      |          |
| <b>Input</b>               |  |         |                        |          |                        |          |
| Wiring Method              | 3 Phase+N+PE   |         |                        |          |                        |          |
| Rated Voltage              | 380/400/415VAC(line-line)  |         |                        |          |                        |          |
| Rated Frequency            | 50/60Hz  |         |                        |          |                        |          |
| Voltage Range              | 305VAC ~ 477VAC (line-line) full load; 304VAC ~ 228VAC (line-line) load derating linearly from 100% to 80%     |         |                        |          |                        |          |
| Frequency Range            | 40Hz~70Hz  |         |                        |          |                        |          |
| Power Factor               | >0.99  |         |                        |          |                        |          |
| THDi                       | < 3% (linear full load) ; < 5% (non-linear full load)  |         |                        |          |                        |          |
| <b>Bypass</b>              |  |         |                        |          |                        |          |
| Rated Voltage              | 380/400/415VAC(line voltage)   |         |                        |          |                        |          |
| Voltage Range              | Factory setting -20% ~ +15%; settable, upper limit:+10%,+15%,+20%,+25%; lower limit:-10%,-15%, -20%, -30%,-40% |         |                        |          |                        |          |
| Frequency Range            | Rated frequency 50/60Hz; frequency range can be set ±0.5Hz,±1Hz,±2Hz,±3Hz,±10%Hz(by default)                   |         |                        |          |                        |          |
| Overload Capacity          | 110% for long run ; >150% for 200ms  |         |                        |          |                        |          |
| <b>Battery</b>             |  |         |                        |          |                        |          |
| Battery Voltage            | ±192VDC (360 ~ 528VDC; 30 ~ 44 units settable, defaulted by 32 units)  |         |                        |          |                        |          |
| <b>Output</b>              |  |         |                        |          |                        |          |
| Rated Voltage              | 380V/400V/415V(line-line)  |         |                        |          |                        |          |
| Rated Frequency            | 50/60Hz  |         |                        |          |                        |          |
| Power Factor               | 1  |         |                        |          |                        |          |
| Voltage Accuracy           | ≤±1.0%@ balanced load; ≤±5.0%@ unbalanced load   |         |                        |          |                        |          |
| Frequency Accuracy         | 50/60Hz±0.01%  |         |                        |          |                        |          |
| Frequency Tracking Range   | Settable, ±0.5Hz~±5Hz ;±3Hz  |         |                        |          |                        |          |
| THDu                       | ≤2%(100% linear load) , ≤4%( nonlinear load)   |         |                        |          |                        |          |
| Three-Phase Phase Accuracy | 120°±1°  |         |                        |          |                        |          |
| Crest Factor               | 3:1  |         |                        |          |                        |          |
| Overload                   | < 105% , long run; < 110% , 60mins ; 110 ~ 125% , 10mins; > 125 ~ 150% , 1mins; > 150% , 200ms                 |         |                        |          |                        |          |
| <b>System</b>              |  |         |                        |          |                        |          |
| System Efficiency          | 96%@ double conversion mode, >99%@ECO mode   |         |                        |          |                        |          |
| Display                    | 5" LCD touch screen  |         |                        |          |                        |          |
| Wiring                     | Bottom in  |         |                        | Back in  |                        |          |
| Language                   | Chinese, English; optional: Russian,Italian, Spanish, German, etc.   |         |                        |          |                        |          |
| Protection Class           | IP20   |         |                        |          |                        |          |
| Communication              | RS232/RS485/SNMP card (optional) / dry contact (optional)  |         |                        |          |                        |          |
| Working Condition          | Temperature: 0~40°C ; humidity: 0~95%( no condensation)  |         |                        |          |                        |          |
| Noise                      | <60dB@1 meter  |         |                        |          |                        |          |
| Altitude                   | <1000 meters, derating, > 1000 meters, derating 1% if every 100 meters increased                               |         |                        |          |                        |          |
| Cabinet Type               | 2 Modules  |         | 4 Modules              |          | 6 Modules              |          |
| <b>Size</b>                |  |         |                        |          |                        |          |
| System W x D x H (mm)      | 482.6 x 800 x 353.2(8U)  |         | 482.6 x 800 x 531(12U) |          | 482.6 x 900 x 796(18U) |          |
| Module W x D x H (mm)      | 440 x 690 x 86(2U)   |         |                        |          |                        |          |
| <b>Weight</b>              |  |         |                        |          |                        |          |
| System(kg)                 | 56   |         | 64                     |          | 80                     |          |
| Module(kg)                 | 24(20kVA), 25(25kVA)   |         |                        |          |                        |          |

\* Specifications are subject to change without prior notice.

# 15 | HQ-MR Series

| Model                      | HQ-M120R   | HQ-M150R     | HQ-M180R     |
|----------------------------|--|--------------|--------------|
| Rated Capacity             | 40kVA  | 50kVA        | 60kVA        |
| Power Module Capacity      | 120kVA/120kW   | 150kVA/150kW | 180kVA/180kW |
| Power Module Quantity      | 3  |              |              |
| <b>Input</b>               |  |              |              |
| Wiring Method              | 3 Phase+N+PE   |              |              |
| Rated Voltage              | 380/400/415VAC(line-line)  |              |              |
| Rated Frequency            | 50/60Hz  |              |              |
| Voltage Range              | 304 ~ 478Vac* Voltage Range (full load)  |              |              |
| Frequency Range            | 40Hz~70Hz  |              |              |
| Power Factor               | >0.99  |              |              |
| THDi                       | < 3% (linear full load) ; < 5% (non-linear full load)  |              |              |
| <b>Bypass</b>              |  |              |              |
| Rated Voltage              | 380/400/415VAC(line voltage)   |              |              |
| Voltage Range              | Factory setting -20% ~ +15%; settable, upper limit:+10%,+15%,+20%,+25%; lower limit:-10%,-15%, -20%, -30%,-40% |              |              |
| Frequency Range            | Rated frequency 50/60Hz; frequency range can be set ±0.5Hz,±1Hz,±2Hz,±3Hz,±10%Hz(by default)                   |              |              |
| Overload Capacity          | 110% for long run ; >150% for 200ms  |              |              |
| <b>Battery</b>             |  |              |              |
| Battery Voltage            | ±240VDC(360~600VDC;30~50 units settable,defaulted by 40 units)   |              |              |
| <b>Output</b>              |  |              |              |
| Rated Voltage              | 380V/400V/415V(line-line)  |              |              |
| Rated Frequency            | 50/60Hz  |              |              |
| Power Factor               | 1  |              |              |
| Voltage Accuracy           | ≤±1.0%@ balanced load; ≤±5.0%@ unbalanced load   |              |              |
| Frequency Accuracy         | 50/60Hz±0.01%  |              |              |
| Frequency Tracking Range   | Settable,±0.5Hz~±5Hz;factorysetting±3Hz  |              |              |
| THDu                       | ≤2%(100% linear load) , ≤4%( nonlinear load)   |              |              |
| Three-Phase Phase Accuracy | 120°±1°  |              |              |
| Crest Factor               | 3:1  |              |              |
| Overload                   | < 105% , long run; < 110% , 60mins ; 110 ~ 125% , 10mins; > 125 ~ 150% , 1mins; > 150% , 200ms                 |              |              |
| <b>System</b>              |  |              |              |
| System Efficiency          | 96%@ double conversion mode, >99%@ECO mode   |              |              |
| Display                    | 10" LCD touch screen   |              |              |
| Wiring                     | Back in  |              |              |
| Language                   | Chinese, English; optional: Russian,Italian, Spanish, German, etc.   |              |              |
| Protection Class           | IP20   |              |              |
| Communication              | RS232/RS485/SNMP card (optional) / dry contact (optional)  |              |              |
| Working Condition          | Temperature: 0~40°C ; humidity: 0~95%( no condensation)  |              |              |
| Noise                      | <60dB@1 meter  |              |              |
| Altitude                   | <1000 meters, derating, > 1000 meters, derating 1% if every 100 meters increased                               |              |              |
| Cabinet Type               | 3 Modules  |              |              |
| <b>Size</b>                |  |              |              |
| System W x D x H (mm)      | 482.6×850×711 (16U)  |              |              |
| Module W x D x H (mm)      | 440×720×130 (3U)   |              |              |
| <b>Weight</b>              |  |              |              |
| System(kg)                 | 66   |              |              |
| Module(kg)                 | 32.5 (40kVA) / 33.5 (50kVA) / 35 (60kVA)   |              |              |

\* Specifications are subject to change without prior notice.

# 16 | HQ-M Series

Modular UPS 20-1200kVA

| Model                      | HQ-M80   | HQ-M100              | HQ-M140         | HQ-M175 | HQ-M240           | HQ-M300 |
|----------------------------|--|----------------------|-----------------|---------|-------------------|---------|
| Rated Capacity             | 80kVA  | 100kVA               | 140kVA          | 175kVA  | 240kVA            | 300kVA  |
| Power Module Capacity      | 20kVA  | 25kVA                | 20kVA           | 25kVA   | 20kVA             | 25kVA   |
| Power Module Quantity      | 4  |                      | 7               |         | 12                |         |
| <b>Input</b>               |  |                      |                 |         |                   |         |
| Wiring Method              | 3 Phase+N+PE   |                      |                 |         |                   |         |
| Rated Voltage              | 380/400/415VAC(line-line)  |                      |                 |         |                   |         |
| Rated Frequency            | 50/60Hz  |                      |                 |         |                   |         |
| Voltage Range              | 304VAC ~ 478VAC (line-line) full load; 304VAC ~ 228VAC (line-line) Load derating linearly from 100% to 80%           |                      |                 |         |                   |         |
| Frequency Range            | 40Hz~70Hz  |                      |                 |         |                   |         |
| Power Factor               | >0.99  |                      |                 |         |                   |         |
| THDi                       | < 3% (linear full load) ; < 5% (non-linear full load)  |                      |                 |         |                   |         |
| <b>Bypass</b>              |  |                      |                 |         |                   |         |
| Rated Voltage              | 380/400/415VAC(line voltage)   |                      |                 |         |                   |         |
| Voltage Range              | Factory setting -20% ~ +15%; settable, upper limit:+10%,+15%,+20%,+25%; lower limit:-10%,-15%,-20%,-30%,-40%         |                      |                 |         |                   |         |
| Frequency Range            | Rated frequency 50/60Hz; frequency range can be set ±0.5Hz,±1Hz,±2Hz,±3Hz,±10%Hz(by default)                         |                      |                 |         |                   |         |
| Overload Capacity          | 110% for long run ; >150% for 200ms  |                      |                 |         |                   |         |
| <b>Battery</b>             |  |                      |                 |         |                   |         |
| Battery Voltage            | ±192VDC (360 ~ 528VDC; 30 ~ 44 units settable, defaulted by 32 units)  |                      |                 |         |                   |         |
| <b>Output</b>              |  |                      |                 |         |                   |         |
| Rated Voltage              | 380V/400V/415V(line-line)  |                      |                 |         |                   |         |
| Rated Frequency            | 50/60Hz  |                      |                 |         |                   |         |
| Power Factor               | 1  |                      |                 |         |                   |         |
| Voltage Accuracy           | ≤±1.0%@ balanced load; ≤±5.0%@ unbalanced load   |                      |                 |         |                   |         |
| Frequency Accuracy         | 50/60Hz±0.01%  |                      |                 |         |                   |         |
| Frequency Tracking Range   | Settable, ±0.5Hz~±5Hz ;±3Hz  |                      |                 |         |                   |         |
| THDu                       | ≤2%(100% linear load), ≤4%( nonlinear load)  |                      |                 |         |                   |         |
| Three-phase Phase Accuracy | 120°±1°  |                      |                 |         |                   |         |
| Crest Factor               | 3:1  |                      |                 |         |                   |         |
| Overload                   | <105%, long run; <110%, 60mins; 110 ~ 125%, 10mins; >125 ~ 150%, 1mins; >150%, 200ms                                 |                      |                 |         |                   |         |
| <b>System</b>              |  |                      |                 |         |                   |         |
| System Efficiency          | ≥96%@ double conversion mode, ≥99%@ECO mode  |                      |                 |         |                   |         |
| Display                    | 7" touch screen + LED  |                      |                 |         |                   |         |
| Wiring                     | Bottom in  | Top in and bottom in |                 |         | Top in            |         |
| Standard                   | IEC62040-1-1; IEC62040-2; IEC62040-3   |                      |                 |         |                   |         |
| Protection Class           | IP20   |                      |                 |         |                   |         |
| Feeder Protection          | Standard: isolating switch, optional: fuse   |                      |                 |         |                   |         |
| Communication              | RS232/ RS485/ SNMP (optional) / Dry contact card (optional)  |                      |                 |         |                   |         |
| Optional                   | Dust-proof net, lightning protection module, LBS cable, earthquake-proof components, temperature and humidity sensor |                      |                 |         |                   |         |
| Working Condition          | Temperature: 0 ~ 40°C; humidity: 0~95%( no condensation)   |                      |                 |         |                   |         |
| Noise                      | <65dB@1 meter  |                      |                 |         |                   |         |
| Altitude                   | <1000 meters, no derating, > 1000 meters, derating 1% if every 100 meters increased                                  |                      |                 |         |                   |         |
| Cabinet Type               | 4 Modules  |                      | 7 Modules       |         | 12 Modules        |         |
| <b>Size</b>                |  |                      |                 |         |                   |         |
| System W x D x H (mm)      | 600 x 850 x 1200   |                      | 600 x 850x 1600 |         | 600 x 1010 x 2000 |         |
| Module W x D x H (mm)      | 440 x 690 x 86 (2U)  |                      |                 |         |                   |         |
| <b>Weight</b>              |  |                      |                 |         |                   |         |
| System(kg)                 | 145  |                      | 210             |         | 239               |         |
| Module(kg)                 | 24(20kVA), 25(25kVA)   |                      |                 |         |                   |         |

# 17 | HQ-M Series

Modular UPS 20-1200kVA

| Model                      | HQ-M200   | HQ-M300 | HQ-M400           | HQ-M500 | HQ-M600            | HQ-M800 | HQ-M1200                              |          |
|----------------------------|---|---------|-------------------|---------|--------------------|---------|---------------------------------------|----------|
| Rated Capacity             | 200kVA  | 300kVA  | 400kVA            | 500kVA  | 600kVA             | 800kVA  | 1200kVA                               |          |
| Power Module Capacity      | 50/60kVA  |         |                   |         |                    |         | 60kVA                                 | 50/60kVA |
| Power Module Quantity      | 4+1   | 6+1/5+2 | 8+4               | 10+2    | 12                 | 14      | 24                                    |          |
| <b>Input</b>               |   |         |                   |         |                    |         |                                       |          |
| Wiring Method              | 3 Phase+N+PE  |         |                   |         |                    |         |                                       |          |
| Rated Voltage              | 380/400/415VAC(line-line)   |         |                   |         |                    |         |                                       |          |
| Rated Frequency            | 50/60Hz   |         |                   |         |                    |         |                                       |          |
| Voltage Range              | 304VAC ~ 478VAC (line-line) full load; 304VAC ~ 228VAC(line-line) load derating linearly from 100% to 80% |         |                   |         |                    |         |                                       |          |
| Frequency Range            | 40Hz~70Hz   |         |                   |         |                    |         |                                       |          |
| Power Factor               | >0.99   |         |                   |         |                    |         |                                       |          |
| THDi                       | < 3% (linear full load) ; < 5% (non-linear full load)   |         |                   |         |                    |         |                                       |          |
| <b>Bypass</b>              |   |         |                   |         |                    |         |                                       |          |
| Rated Voltage              | 380/400/415VAC(line voltage)  |         |                   |         |                    |         |                                       |          |
| Voltage Range              | Factory setting -20% ~ +15%; settable, upper limit:+10%,+15%,+20%; lower limit:-10%,-20%,-30%,-40%        |         |                   |         |                    |         |                                       |          |
| Frequency Range            | Rated frequency 50/60Hz; frequency range can be set ±0.5Hz,±1Hz,±2Hz,±3Hz,±10%Hz(by default)              |         |                   |         |                    |         |                                       |          |
| Overload Capacity          | 110% for long run, > 150% for 200ms   |         |                   |         |                    |         |                                       |          |
| <b>Battery</b>             |   |         |                   |         |                    |         |                                       |          |
| Battery Voltage            | ±240VDC(360~600VDC;30~50 units settable,defaulted by 40 units)  |         |                   |         |                    |         |                                       |          |
| <b>Output</b>              |   |         |                   |         |                    |         |                                       |          |
| Rated Voltage              | 380V/400V/415V(line-line)   |         |                   |         |                    |         |                                       |          |
| Power Factor               | 1   |         |                   |         |                    |         |                                       |          |
| Rated Frequency            | 50/60Hz   |         |                   |         |                    |         |                                       |          |
| Voltage Accuracy           | ≤±1.0%@ balanced load; ≤±5.0%@ unbalanced load  |         |                   |         |                    |         |                                       |          |
| Frequency Accuracy         | 50/60Hz±0.01%   |         |                   |         |                    |         |                                       |          |
| Frequency Tracking Range   | Settable, ±0.5Hz~±5Hz ;±3Hz   |         |                   |         |                    |         |                                       |          |
| THDu                       | ≤2%(100% linear load), ≤4%( nonlinear load)   |         |                   |         |                    |         |                                       |          |
| Three-phase Phase Accuracy | 120°±1°   |         |                   |         |                    |         |                                       |          |
| Crest Factor               | 3:1   |         |                   |         |                    |         |                                       |          |
| Overload                   | <105%, long run; <110%, 60mins; 110 ~ 125%, 10mins; >125 ~ 150%, 1mins; >150%, 200ms                      |         |                   |         |                    |         |                                       |          |
| <b>System</b>              |   |         |                   |         |                    |         |                                       |          |
| Efficiency                 | 96.5%@ double conversion mode   |         |                   |         |                    |         |                                       |          |
| Display                    | 10.4" touch screen +LED   |         |                   |         |                    |         |                                       |          |
| Wiring                     | support top in and bottom in  |         |                   |         |                    | Top in  | support top in and bottom in          |          |
| Standard                   | IEC62040-1-1; IEC62040-2; IEC62040-3  |         |                   |         |                    |         |                                       |          |
| Protection Class           | IP20  |         |                   |         |                    |         |                                       |          |
| Optional                   | SNMP card, parallel components, lightning protection components, dust-proof net, LBS, dry contact card    |         |                   |         |                    |         |                                       |          |
| Working Condition          | Temperature: 0~40°C; humidity: 0~95%( no condensation)  |         |                   |         |                    |         |                                       |          |
| Noise                      | < 70dB @ 1meter   |         |                   |         |                    |         |                                       |          |
| Altitude                   | <1000 meters, no derating, > 1000 meters, derating 1% if every 100 meters increased                       |         |                   |         |                    |         |                                       |          |
| Cabinet Type               | 5   | 7       | 12                |         | 14                 | 24      |                                       |          |
| <b>Size</b>                |   |         |                   |         |                    |         |                                       |          |
| System W x D x H (mm)      | 600 x 850 x 2000  |         | 600 x 1100 x 2000 |         | 1000 x 1100 x 2000 |         | 1800 x 850 x 2000, 2000 x 1100 x 2000 |          |
| Module W x D x H (mm)      | 440 x 720 x 130 (3U)  |         |                   |         |                    |         |                                       |          |
| <b>Weight</b>              |   |         |                   |         |                    |         |                                       |          |
| System(kg)                 | 190   | 286.5   | 372.5             |         | 610                | 745     |                                       |          |
| Module(kg)                 | 33.5(50kVA), 35(60kVA)  |         |                   |         |                    |         |                                       |          |

\* Specifications are subject to change without prior notice.  
\* Output derating when battery units are 30/32/34.

## Laos Golden Triangle Special Economic Zone

20 units of HQ-M series UPS were used in this project to provide high-quality power supply for five buildings



## The Big Data Center for IoT

Several sets of 500kVA HQ-M series UPS were used in this project



## Xinchuang Cloud Data Center

3 units of 500KVA HQ-M series UPS were used in this project



## Fuzhou Metro

There are 9 lines with a total length of 338.12km in Fuzhou urban rail transit network planning. Evada HQ-M Series modular UPS provides reliable power supply guarantee for Fuzhou Metro Hub



## Tianfu Cloud Computing Center

Tianfu Cloud Computing Center is the biggest datacenter in Sichuan Province, Evada provides 20 units of HQ-M series 600KVA UPS in this project



## More Cases:

- Telecommunication Operator Data Center project in Russia
- Affiliated Hospital of Tianjin Armed Police Medical College Data Center
- Henan Xinyang Central Hospital
- Science and Technology Building of Tsinghua University
- ABA Electric Power Co., Ltd. -State Grid Sichuan Project
- Yinchuan Telecommunication Control Room Project
- Qilu Petrochemical Headquarter Data Center Project
- ...